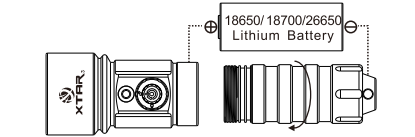


## Usage:

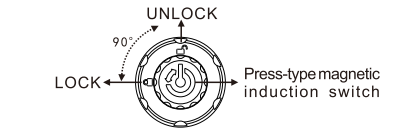
**1. Insert the batteries**  
Unscrew the tail cap, insert a 18650/18700 lithium with battery tube or 26650 lithium battery, with the positive pole (+) towards the head, and then screw the tail cap on tightly.



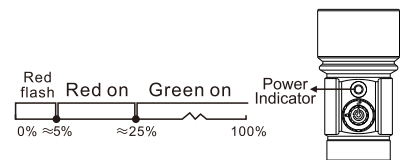
**2. Switch**  
When the security lock pin points to “unlock” sign, press the magnetic induction switch to turn the D26 on, press and hold for about 1.5s to turn the light off.

**3. Selecting Modes**  
Turn the D26 on, it will work at the default High mode. When the security lock pin points to “unlock” sign, you can change modes via pressing the switch. Modes arrangement is High-Turbo-Mid-Low. Lock the selected mode.

**4. Operation of Security Lock**  
The security lock pin pointing to “unlock” sign means that the switch is unlocked and operable. Rotate the button left in 90 degree and points to the “lock” design, and then the switch is being locked and inoperable after you hear the tick.



**5. Power Indication**  
D26 has three-stage power indication:  
When the battery power is above 25%, the indicator LED will be green on;  
When the battery power is at 5%-25%, the indicator LED will be red on;  
When the battery power is below 5%, the indicator LED will flash red.



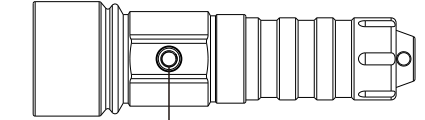
## Specifications and Features:

ANSI	Lighting Mode			
	Turbo (underwater mode)	High	Mid	Low
Luminance	1100Lm	800Lm	200Lm	60Lm
Runtime	2h	3.6h	11h	48h
Beam Throw	310m(On Land)			
Max Intensity	24025cd			
Impact Resistant	1.5m			
Waterproof	Diving depth 100m			
LED	CREE XM-L2 U3			
Material	Anodized aircraft 6N01 aluminum alloy, Type III Hard-anodized anti-abrasive finish			
Working Voltage	2.75-4.2V			
Battery	1*18650/18700/26650 lithium battery			
Switch	Press-type magnetic induction switch			
Size	Ø46.0mm (Head Dia) *Ø33.0mm (Body Dia) *155.0mm (Length)			
Net Weight	248.0g (Excluded battery)			
Additional Functions	Modes lock function, Power Indication			
Package Contents	●Flashlight ●Lanyard ●O-ring ●Manual ●Warranty card ●18650 battery tube			
Optional Accessories	□Battery □Charger			

**Notice:** The above-mentioned parameters were lab tested, and are approximate. Parameters may vary between flashlights, chargers, batteries and environments.

## 3

## 6. Usage of the screw hole



The 1/4 British screw hole could position the handle, holder and so on.

## Notice:

- When use a 18650/18700 lithium battery, the battery must be with Battery tube.
- Do not point the light towards the eyes. Serious injury or blindness may result from misuse.
- Please do not use the Turbo mode on land, otherwise the LED circuit high temperature rise inside will cause damage for the light.

## Tips:

- It is recommended to clear the D26's switch regularly after a period of time use, preventing mud or sand sedimentation.
- Make sure the battery is fully charged, and the O-ring, waterproof of the D26 in good condition before diving.
- Because of the different characteristics of Li-ion batteries, the light output and runtime can vary.

## 6

## Introduction:


XTAR D26 Whale updated version is released in Feb. 2015.

Using the newest CREE XM-L2 U3 LED, with high efficiency conversion and excellent output 1100 lumens, D26 is a professional diving flashlight designed for diving enthusiasts.

The power indication helps you to know the battery power condition of the flashlight in real time. Unique press type magnetic induction switch is very easy to operate, plus a security lock.

With these features the D26 Whale helps you to have a safe and ideal diving experience.

## 2



## About XTAR:

The name XTAR, derived from X-STAR, representing the innumerable unknown stars, brings us an infinite imagination and expectation. XTAR logo consists of spherical figure and characters, implying the modest spirit of our company, XTAR being tolerant to diversity and our aspirations towards continuing development and innovation.

XTAR brand came into conception and determined to make high quality chargers, flashlights and batteries in 2006. In 2007, Shenzhen Winner Bros Import & Export Co., Ltd was established in Shenzhen, China. Two years later, Hong Kong XTAR Co., Ltd was established for the international market. With the concept and the determination of making China's Got quality and 8 years' hard working, we finally have made our concept a reality. A reality that XTAR is known worldwide and distributors are all over the world. With the rapid development of XTAR, our own factory was set up and in the meantime, Shenzhen XTAR Electronics Co., Ltd was found in 2014.

XTAR products obtain more than 30 patents and are selling well in 120 countries including USA, Germany, Australia, Japan, Korea, Russia and so on. The high quality of XTAR products make it possible not only to pass CE, ROHS and other major certificates, but also certificates like UL, PSE, SAA, MEPS, C-Tick etc.

XTAR team dedicate themselves to creative design, high quality control and wholehearted after-sale service to make it as an enjoyment when people are using XTAR products or talking with XTAR team.

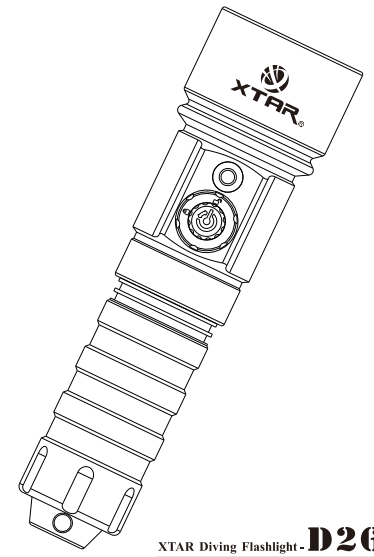
1 XTAR always believe in China's Got quality.

- 24 months free repair. We offer free repair within 24 months after purchase if there is any problem about the normal use.
- Limited lifetime warranty. If problems develop after 24 months there will be a change for parts. The total repair fee will be assessed according to the cost of the replaced materials. If damage to the light is grave, your XTAR distributor will contact you to decide whether to exchange the parts or not. Freight will be paid by distributors or customers.
- This warranty is not applicable for damages caused by faulty operation, disassembly, and irresistible factors.

## Website and Anti-fake inquiry:

- Welcome to visit our company website to get more information. <http://www.xtarlight.com>
- Follow us on Facebook: [www.facebook.com/ShenzhenXTAR](http://www.facebook.com/ShenzhenXTAR)
- Anti-fake inquiry: A group of eighteendigit number could be gained by scraping the anti-counterfeiting label on our product or package. Then, input it to the corresponding query window in our service column of our official website to distinguish the product's authenticity. The serial number does the same work.
- Thank you for choosing our excellent products, your satisfaction and feedbacks are essential to our progress.

## 8



XTAR Diving Flashlight - **D26**  
**manual**



**Shenzhen XTAR Electronics Co.,Ltd**  
Address: 5th Floor, No.77 Xinhe Rd, Shangmugu, Pinghu Area, Longgang District, Shenzhen, Guangdong, China  
Zip Code: 518111  
Web site: [www.xtarlight.com](http://www.xtarlight.com)  
Email: [sales@xtarlight.com](mailto:sales@xtarlight.com)  
Tel: +86-755-25507076



## 5